



Total Solution Provider in Saw Device

SD8388BC1

CDMA SAW Duplexer
Revision 1: November, 2008



- Electrical Characteristics
 - Package Dimensions
 - Testing Environment
 - Frequency Characteristics
-

SAWNICS Inc.

460 Cheonheung-ri, Seonggeo-eup, Cheonan-si, Chungcheongnam-do, 330-836 / Korea.
Tel: +82 41 550 9372 / Fax: +82 41 550 9399 / www.sawnics.com

□ Electrical Characteristics

Maximum Ratings

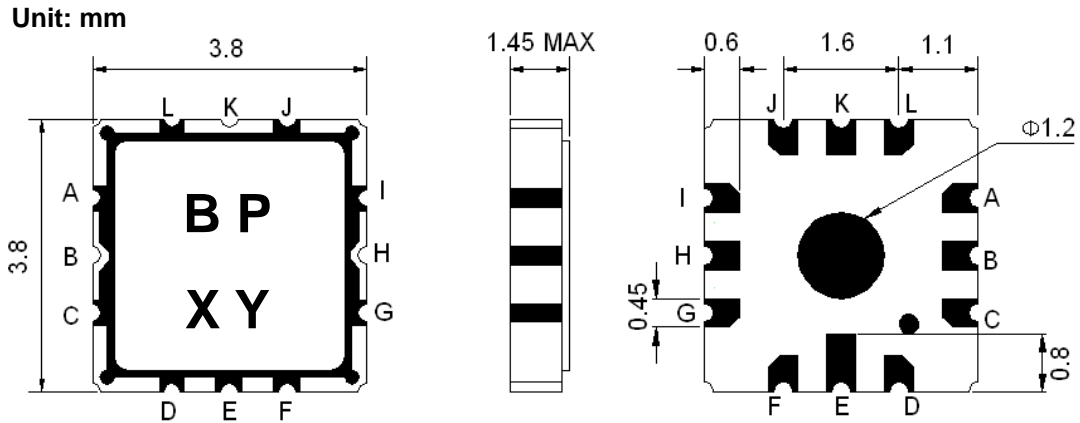
ITEM	UNIT	MIN.	TYP.	MAX.
Operation Temperature Range	°C	-30	-	+85
Storage Temperature Range	°C	-40	-	+85
Maximum DC Voltage	V	0		
Maximum Input Power	W	1.2W > 50000 Hours, CW tone(Ta= +50°C)		
Ant. Tx. Rx Terminating Impedance	Ω	Ant, Tx, Rx : 50 Ω		
Package type		C1		
Length x Width	mm ²	3.8 x 3.8		
Height	mm	-	-	1.45

Electrical Specification

Tx_836.5MHz		SPECIFICATIONS			
ITEM	CONDITION [MHz]	Unit	Min.	Typ.	Max.
Insertion Loss	824 ~ 849	dB	-	1.5	2.2
Ripple	824 ~ 849	dB _{p-p}	-	0.4	1.0
VSWR	824 ~ 849	-	-	1.9	2.4
Absolute Attenuation	859	dB	4	9	-
	869 ~ 894	dB	45	50	-
Rx_881.5MHz		SPECIFICATIONS			
ITEM	CONDITION [MHz]	Unit	Min.	Typ.	Max.
Insertion Loss	869 ~ 894	dB	-	2.0	3.0
Ripple	869 ~ 894	dB _{p-p}	-	0.8	1.5
VSWR	869 ~ 894	-	-	1.7	2.2
Absolute Attenuation	824 ~ 849	dB	50	58	-
	859	dB	4	13	-
Rx → Tx		SPECIFICATIONS			
ITEM	CONDITION [MHz]	Unit	Min.	Typ.	Max.
Isolation	824 ~ 849	dB	50	55	-
	869 ~ 894	dB	48	53	-

*Note : Including losses due to Test PCB(0.3dB)

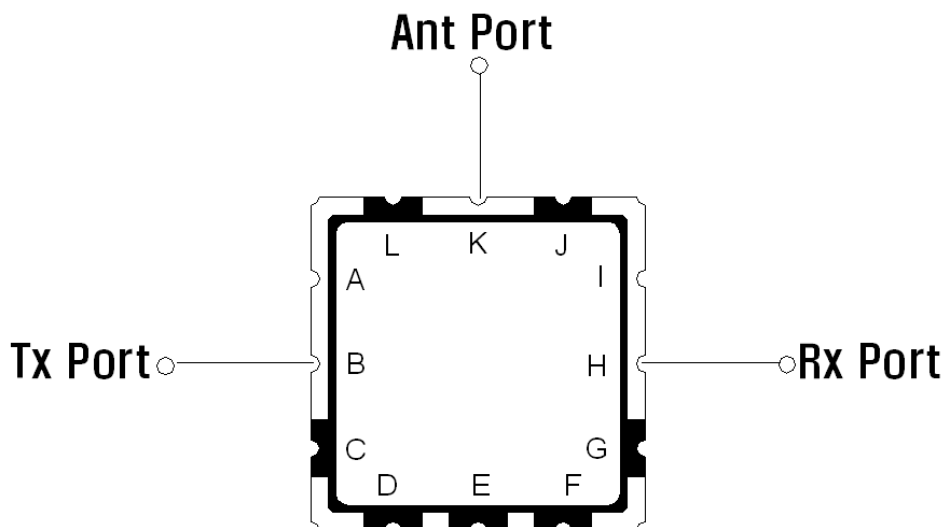
□ Package Dimensions



Marking Descriptions	
B	CDMA800 Application
P	SAW Duplexer
X	Date Code(Year)
Y	Date Code(Month)

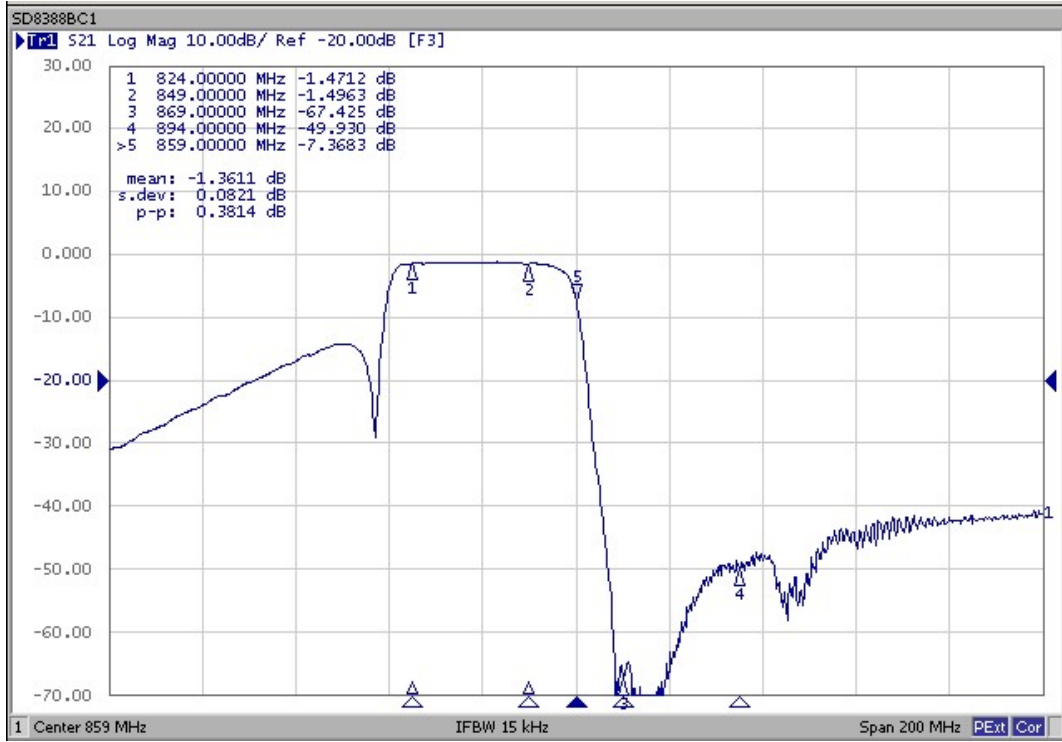
Pin Description	
A, C, D, E, F, G, I, J, L	Ground
H	Rx Port(881.5MHz)
K	Antenna
B	Tx Port (836.5MHz)

□ Testing Environment

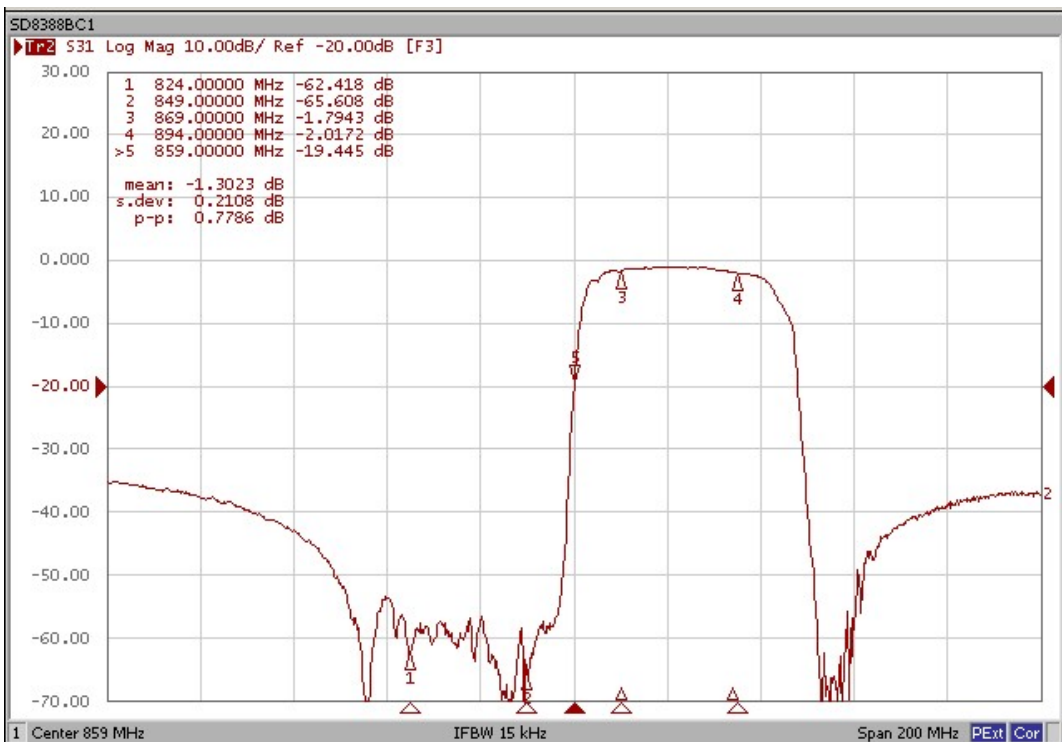


□ Frequency Characteristics

Tx Characteristic

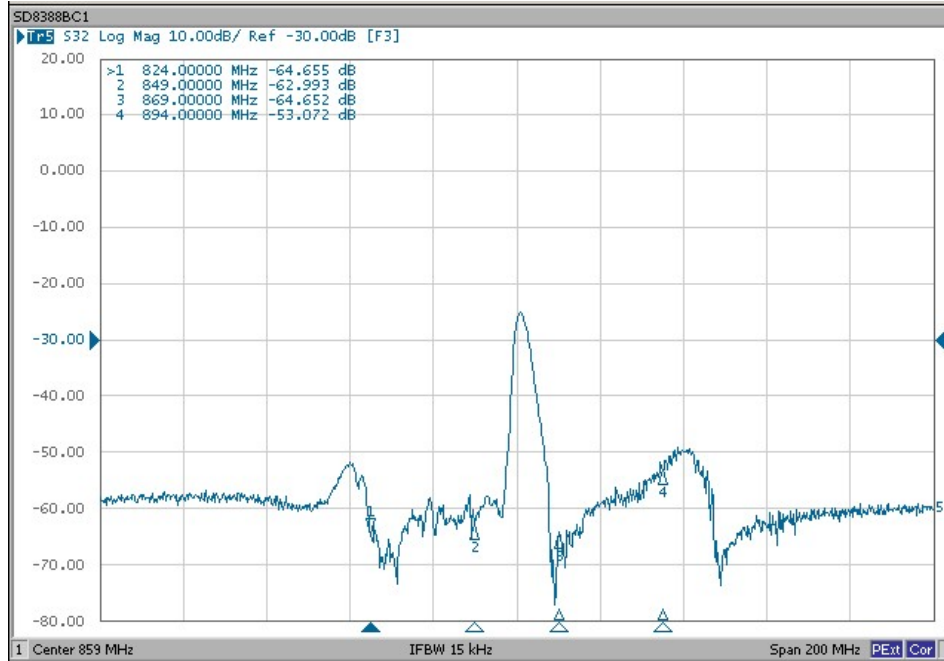


Rx Characteristic





Isolation Characteristic





VSWR & Smith Chart

